



Green Cell

Habu

2in1 Smart mobile EV charger



Plug & Charge

No installation required. You simply plug in and charge. Charge at home and on the go.



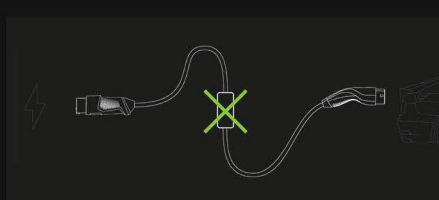
2in1

GC Habu, with its 11 kW of power, can replace a standard large wall charger installed in your garage. You can as well take it with you and charge the car on the road anywhere you find a power source.



Ergonomics and design

There is no brick-like box on the cable. We fit all the electronics into the connectors so the whole device is slim and easy to operate. The design also allowed to place all the information and control – the screen and the button – exactly where the user needs it. They are close at hand on the Type 2 plug connected to the car, giving instant information also through haptic feedback.




Constant connection and control

GC Habu is equipped with Bluetooth and GSM connectivity to always keep you up to date.



Safety

In a small housing we have fit all the safety features known from large wall-mounted chargers, among others: RCD Type A + DC protection to ensure maximum safety of use.



Smart features

With just one button, you can open the charge port flap in your Tesla as well as unlock the connector when charging is over. No need to tap the screen on the dashboard inside the car. And in addition, the connector has a built-in LED you can use as a flashlight.



Green Cell

Specification

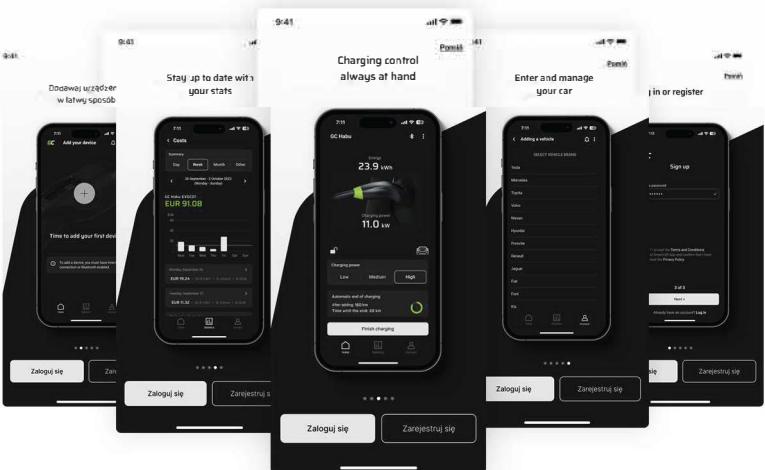
NAME MODEL	GC Habu EVGC01
Electrical data	
Voltage	400 V~3P
Rated current	16 A
Rated frequency	50/60 Hz
Total power	11 kW (3-stage regulation)
Protection grade	Connector: IP67 Plug (function box): IP55 Entire device: IP55
Overvoltage category	II
Upstream protection device	Circuit breaker 20 A
Rated residual operating current	20 mA, DC 6 mA
Residual non-operating current	10 mA, DC 3 mA
Residual current circuit breaker	Built-In RCD with DC protection
Earthing/grounding system	TN-S, TN-C-S, TT, IT

Physical Properties

Cable length	7 m
Cable ø	15.6±0.5 mm
Cable variant	5G2.5+2x0.5 mm ²
Weight	3.15 kg
Dimensions (box)	360 x 360 x 140 mm (14.2 x 14.2 x 5.5 in)
Interface	LCD display with a button
Other	Vibrations

Environmental Conditions

Operating temperature	-25 °C to +45 °C (-13 °F to +113 °F)
Storage and transportation temperature	-40 °C to +85 °C (-40 °F to +185 °F)
Altitude	< 2000 m
Humidity	< 75%, non-condensing



GC App

- ✓ The ability to change the power on the go
- ✓ Possibility to limit the charging time
- ✓ Communication status
- ✓ Charging status
- ✓ Basic charging parameters
- ✓ Possibility to stop the session
- ✓ Historical charging stats and costs
- ✓ Start / stop charging remotely

Charging levels

SUPPLY	LOW	MID	HIGH
3-PHASE	6 A (3.6 kW)	10.6 A (7.2 kW)	16 A (11 kW)
2-PHASE	6 A (2.4 kW)	10.6 A (4.8 kW)	16 A (7.2 kW)
1-PHASE	6 A (~1.2 kW)	10 A (~2.2 kW)	13 A (~3.1 kW) (up to 2 hours)
1-PHASE	6 A (~1.2 kW) (after 2 hours)		

Standards

Conformity with	IEC 62196, IEC 62752, IEC 60309, EN 300 220-1/2, EN 300 328, EN 301 489 1/17, EN 301 489 1/3, EN 301 489-1/52, EN 301 511 CEE 16 A 5P (IEC 60309)
Input	Type 2 (IEC 62196)
Output (vehicle connector)	Mode 2
EV charging mode	LLNE
IC-CPD type	Environment B
EMC classification	

Technology, Band

GSM850/EGSM900	33±2 dBm
DCS1800/PCS1900	30±2 dBm
Bluetooth (LE)	10 dBm
2400–2483.5 MHz	8±2 dBm
433 MHz	

MAX. RF OUTPUT POWER

Comming soon...

- Charging schedules
- Charging power limiter
- Load management
- Integration with PV installation
- Power sharing